

Student Success Goal

Improve Median Growth percentile in Math from 44.5 to 49 and in ELA from 41 to 45

To support students to achieve this goal, we will:

1. I-Ready assessments.
2. Common campus-based assessments.

Student, Staff, and Family Partnerships Goal

All “self-management” domains on the student climate survey will improve by 3 percentage points. Positive responses in the “Bullying” domain will improve from 53% to 56%.

To support students and families to achieve this goal, we will:

1. Help students with management of Passion Projects
2. Provide opportunities and support for test retakes
3. Retake targeted areas of climate survey in the spring

Resources for Parents and Families

Quick Tips for Parents and Families

Get involved! Contact Marqueza Alonzo for information about volunteering with our school.

Stay connected! Let the front office know if your phone number, email, or home address has changed.

Know your child’s teachers! We are here to support your child’s learning journey.

Resource Links

Infinite Campus Parent Portal

See your child’s grades, assignments, attendance information and important updates

www.washoeschools.net/ICparent

Family Resource Centers

Basic needs assistance, resource referrals, and help with accessing services like SNAP

www.washoeschools.net/FRC

Paper Tutoring

Free online tutoring is available 24/7 from live tutors.

www.washoeschools.net/Page/18466

Care Solace

Free and confidential help to access mental health care providers in your community

www.washoeschools.net/Care



OUR WCSO PROMISE

We will know every student by **NAME, STRENGTH AND NEED** so they graduate prepared for the future they choose and we will deliver on this promise in partnership with our **FAMILIES and COMMUNITY.**

Our Student Demographics

13% Free or Reduced Lunch

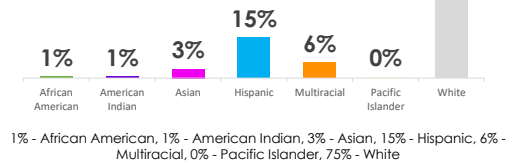
1% English Learners

10% Individualized Education Plans

1% Children in Transition

0% Foster

9% Gifted & Talented



Total Enrollment

823

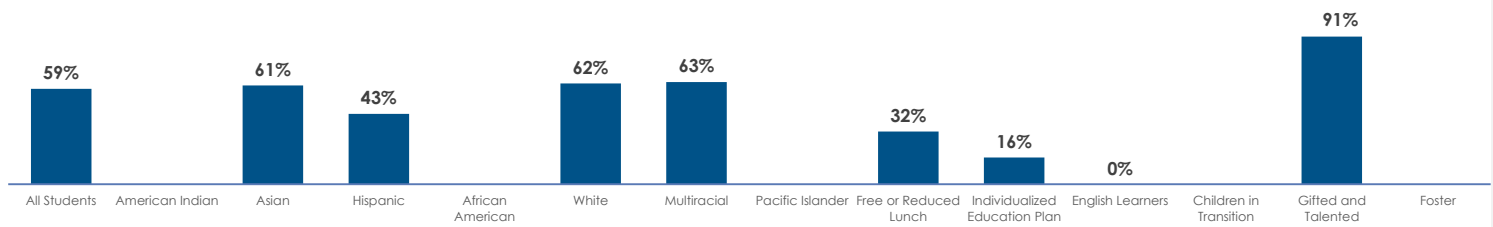


Smarter Balanced Assessment

Percent Achieving 'At or Above' Standard

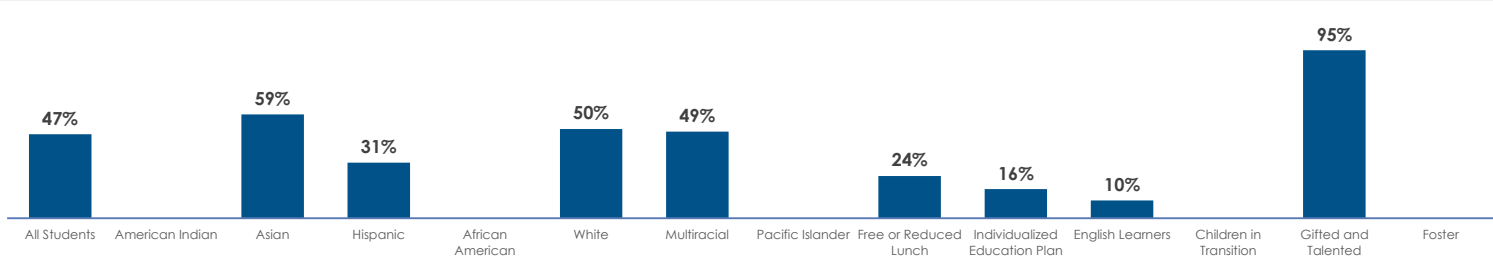


English / Language Arts



English / Language Arts: Percentage achieving "At or Above" standard (2022-2023): 59% - All Students, * - American Indian, 61% - Asian, 43% - Hispanic, * - African American, 62% - White, 63% - Multiracial, * - Pacific Islander, 32% - Free or Reduced Lunch, 16% - Individualized Education Plan, 0% - English Learners, * - Children in Transition, 91% - Gifted and Talented, * - Foster

Mathematics



Mathematics: Percentage achieving "At or Above" standard (2022-2023): 47% - All Students, * - American Indian, 59% - Asian, 31% - Hispanic, * - African American, 50% - White, 49% - Multiracial, * - Pacific Islander, 24% - Free or Reduced Lunch, 16% - Individualized Education Plan, 10% - English Learners, * - Children in Transition, 95% - Gifted and Talented, * - Foster



5th Grade Science Assessment

54%

Percentage of students achieving 'At or Above' Standard



Attendance

16%

Percentage of students missing 10% or more of school days

Scan to see more data!

